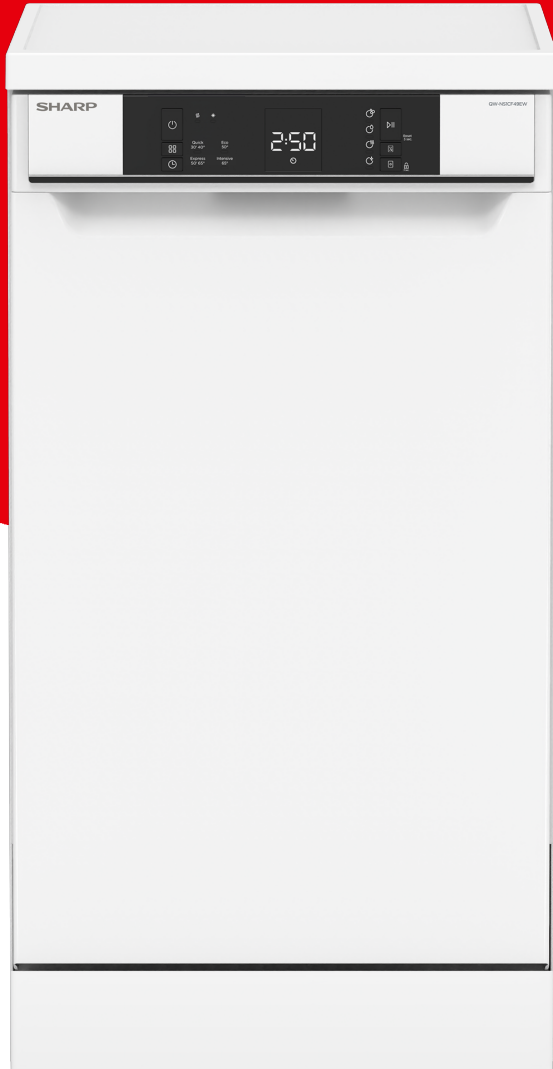


Slimline

# QW-NS1CF49EW-EU



## Highlights

- 10 Place Settings
- 2 Racks
- 4 Programmes
- E Energy Efficiency
- Freestanding 45cm
- Quick 30'
- Active Drying
- 11 L Water Consumption


**SHARP**  
Be Original.



Program your dishwasher so that it starts at a time that suits you.



Keep your children safe from accidentally using the microwave with the easy to set up Child Lock.



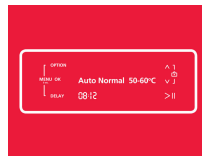
Space at home is often at a premium but these dishwashers are just 45cm wide and still take a total of 10 place settings. Streamlined and efficient, the way technology should be.



For those times when you only have half a load but need it done the Eco Wash allows you to select either the top or bottom half of the machine to be cleaned.



When time is of the essence this program does the dishes in 50 minutes at 60°C.



Sharp machines like to keep you informed of everything that is going on within them with an easy-to-read set of displays.

## More Features

**SHARP**  
Be Original.

## Key Features

Energy Efficiency	E
Quick Wash Duration (mins)	Quick 30'
Number of Programmes	4
Colour	White
Cleaning Performance	A
Drying Performance	A
Number of Place Settings	10
Number of racks	2
Dishwasher Type	Dishwasher Type
WaterBlade & AquaGlide	N/A
Drying System	Active
Water Consumption (L)	11

## Other features

Extra Silent Option	N/A
Extra Fast Option	N/A
IntelliWash	N/A
Built-in Appliance	N/A
Advanced Inverter Motor	N/A

Graphic Displays	Yes
AutoDoor	N/A
EcoBox	N/A
MicroBan	Yes
Height Adjustable Upper Basket	Yes
Number of Mug Shelves	4 Fixed Mugshelves
Foldable Racks on Upper Basket	Yes
Foldable Racks on Lower Basket	Yes
Child Lock	Yes
Aquastop	N/A
EcoWash	Yes
Hygiene Wash	N/A
Express 50	Yes
Thirty Minute Wash	Yes
Delay Timer	Yes
Super Quiet	N/A
Interior LED Lighting	N/A
Overflow and Leakage Protection	Yes
EasyTray	N/A
Extra Hygiene Option	N/A

Extra Dry Option	N/A
Half Load Option	Yes
Number of Spray Arms	2
Washing Cycle Indicator	Yes
Water Inlet	Cold
Noise Level (dB(A) re1 pW)	49
Adjustable Feet	Yes
Rinse-Aid Indicator	Yes
Salt Indicator	Yes
Removable Cutlery Basket	Yes
DualProWash	N/A

### Dimensions and Weight

Unpacked Dimensions (HxWxD) (mm)	85,0x45,0x59,8
Packed Dimensions (shrink) (HxWxD) (mm)	89,1x49,4x66,1
Product Weight Unboxed (net)(kg)	40
Product Weight Boxed (gross)(kg)	42

### Programmes

Programme 1	Quick 30'
-------------	-----------

Programme 2	Eco 50°C
Programme 3	Express 50'
Programme 4	Intensive 65°C

### Code EAN

EAN Code	4974019168708
----------	---------------

### Power, consumption, and voltage

Electrical Current (A)	10
Voltage / Frequency (V) / (Hz)	220-240 / 50
Annual Energy Consumption (Kwh)	211
Annual Water Consumption (L)	3080

### Power, Consumption&Voltage

Water Consumption (L)	11
-----------------------	----