

WASHING MACHINES

Sharp Washing Machine Series **2024**

SHARP
Be Original.

SHARP

Be Original.

Premium Features



Allergy Friendly

Special Algorithm provides complete hygiene up to 99,9%. Reduce common allergens and bacteria.



Super Jet12

Perfect cleaning results in 12 min.



A - 20%

20 Percent more efficient than regular A rated Washing Machine.



Eco Track

The Tool you need to estimate the amount of energy and water that will be consumed according to selected program



Steam

This powerful technology uses steam to penetrate deep into the fibers of your clothes, effectively removing even the most stubborn stains, odors and allergens.



Double Jet Technology

Perfect combination of cleaning and energy saving. Directly injects water and detergent mix onto laundry using a re-circulation pump system and two nozzles connected to it.



Dose-On

No more guess work. Perfect amount of detergent everytime. Sensitive leveling according to the selected program and amount of the laundry.

Premium Features



Microfiber Filter Technology

Effectively captures up to 90% of microplastic particles originating from the washing machine, significantly reducing their release into water sources.



Stain Expert

With our innovative Stain Master feature, you can choose from four different stain types: oil, sweat, coffee and mix, and the washing machine will automatically adjust the wash cycle to provide optimal cleaning performance.



Stain Fighting Support

Choose from four different stain types: oil, sweat, coffee and mix, and the washing machine will automatically adjust the wash cycle to provide optimal cleaning performance.



Save+ /Speed

It gives you the flexibility to adjust your energy consumption and program duration. This means that you can enjoy the same great cleaning results while reducing your energy consumption or program duration.



Cold Hygiene Program

Time to change our laundry habits. Complete hygiene at 30 C. 99% effective for polioviruses. Perfect for delicate items and energy efficient.



Advanced Inverter Motor

Superior efficiency, Increased reliability, Reduced noise levels and Longer lifetime are all delivered with Advanced Inverter Motor Technology with SHARP washing machine.

Premium Features



Unbalanced Control System

Designed to intelligently address unevenly distributed loads during the wash cycle. With a specialized drum movement, the machine redistributes the load evenly.



Overflow Protection

This innovative feature utilizes smart sensors placed strategically within the machine to intelligently monitor water levels inside the drum. When the system detects an excessive amount of water during the wash cycle, it reacts swiftly by cutting off the water intake, preventing potential overflows and the associated risks.



Eco Logic

A sophisticated eco-logic system detects when the machine is half-loaded, so energy consumption can be automatically reduced by up to 50% and water consumption and programme durations are decreased, saving time, energy and money.



Aqua Guard System

The state-of-the-art system consist of an advanced sensor seamlessly integrated with a dedicated water pool at the machine's base. The moment a potential water leak is sensed, Aqua Guard springs into action with the aqua stop hose and drain pump. At the same time, warning information appears on the screen.

Product Range – FS WM Slim Depth

Capacity(kg)	Series	Version	Max Energy	Depth
6	T	40	D	41,7
6	T	41	B	41,7
7	G	45	B	41,7
8	G	54	A	45,8
9	G	55	A	49,8





Product Range – FS Washing Machine Standard Depth

Capacity (kg)	Series	Version	Energy Class	Porthole Dia. (cm)	Depth (cm)
6	T	44	D, C	30	49,8
7	T	45	D, B	30	49,8
7	T	49	D, C, B	30	52,8
7	T	50	D, A, A-20%	33	52,8
8	T	51	D, A	30	52,8
8	T	54	D, C	30	55,8
8	T	55	D, A, A-20%	33	55,8
8	G	55	A-10%, A-30%	30 / 33	49,8
9	T	59	A	30	58,3
9	T	61	A	33	58,3
9	G	61	A-10%, A-30%	30 / 33	52,8
10	T	62	A	33	58,3
10	G	67	A-10%, A-30%	30 / 33	55,8
10,5	G	67	A-10%, A-30%	30 / 33	55,8
11	T	67	B	33	63,3
11	G	67	A-10%, A-30%	30 / 33	55,8
12	T	69	A-20%	33	63,3



Product Range – FS Washer Dryer

Capacity (kg)	Series	Version	Energy Class	Porthole Diameter	Depth (C)
7/5	T	51	D/E to A/E	33	52,8
8/5	T	51	A/E	33	52,8
9/6	T	61	A/E	33	58,3
10/6	T	62	A/E	33	58,3









Product Range – Built In WM & WD

	Capacity (kg)	Series	Version	Energy Class	Porthole Dia (cm)
BI-WM	7	T	49	D to A	30
	8	T	51	D to A	30
	9	G	55	A-10%	30
BI-WD	7-5	T	49	D/F to A/E	30
	8-5	T	51	A/E	30

Safety Solutions

At SHARP we prioritize not just the efficiency of our appliances, but also the safety and convenience they bring to your daily life





Over Flow Protection System

Engineered with your peace of mind in mind, this innovative feature utilizes smart sensors placed strategically within the machine to intelligently monitor water levels inside the drum, preventing potential overflows and the associated risks.

Aqua Guard System

The State-of-the-art system consist of an advanced sensor seamlessly integrated with a dedicated water pool at the machine's base. The moment a potential water leak is sensed, Aqua Guard springs into action with the aqua stop hose and drain pump. At the same time, warning information appears on the screen.

Unbalanced Control System

Designed to intelligently address unevenly distributed loads during the wash cycle. With a specialized drum movement, the machine redistributes the load evenly. This proactive approach not only ensures a more effective wash but also extends the life of your washing machine.

Hygiene Solutions

At SHARP we understand the importance of creating a living environment that prioritizes hygiene and well-being. Explore our curated selection of hygiene-centric solutions, each meticulously crafted to provide not only a surface-level clean but a deeper, more comprehensive approach to safeguarding your living spaces.

Steam

Immerse your clothes in the power of steam with our cutting-edge Steam Feature. Penetrating deep into fabric fibers, steam actively eliminates bacteria and allergens, delivering a level of cleanliness that goes beyond traditional washing methods. Ideal choice for sensitive skin and allergies.

Allergy Smart

Allergy Smart Program, featuring a special algorithm, stands as a testament to our commitment to cleanliness. This innovative program ensures complete hygiene, eliminating up to 99.9% of common allergens and bacteria, making it an ideal choice for the care of your baby's delicate clothing.



Cold Hygiene

A breakthrough in laundry care designed to provide comprehensive hygiene with the added benefit of energy efficiency. Powered by a special algorithm, this program ensures up to 99.9% elimination of viruses, delivering a level of cleanliness that surpasses expectations.



Stain Master

With our innovative Stain Master feature you can choose from four different stain types: oil, sweat, coffee and mix, and the washing machine will automatically adjust the wash cycle to provide optimal cleaning performance.

With the Stain Master, you can be confident that your clothes are receiving the best possible cleaning performance.

Whether it is coffee stains from your morning cup, or oil stains from cooking our washing machine can handle it all.

Stain Fighting Support

Our washing machine is designed to give you maximum control over your laundry, and the stain fighting support is the perfect example of this. With this feature you can now choose the level of dirt on your clothes and machine will adjust the program parameters accordingly.


Energy Efficiency Solutions

Committed to minimizing environmental impact without compromising performance, SHARP washing machines incorporate advanced technologies to optimize water and energy consumption. Discover a greener way to launder your clothes while enjoying the convenience and reliability that have become synonymous with SHARP.

Eco logic

Designed with intelligence at its core, this feature ensures optimal resource utilization by intuitively assessing the load capacity. Whether your machine is quarter or half loaded, our advanced algorithms dynamically adjust the program, minimizing waste and maximizing efficiency for every wash.





Advanced Inverter Motor

Energy-Efficient Performance Reduced Vibration
Smooth and Consistent Performance Extended
Durability Quiet Operation. With the Advanced
Inverter Motor, we bring you a laundry solution that
combines efficiency, durability, and innovation for
an elevated washing experience and its all backed
by 10 years Inverter motor warranty.

Save+ / Speed

By adjusting the temperature and duration of the wash cycle, the Save+ feature optimizes the washing process to ensure that you can use only the energy you need. This means that you can enjoy the same great cleaning results while reducing your energy consumption and your impact on the environment.

With Speed feature, it is possible to reduce the washing cycle time by adjusting the program parameters, without compromising on the quality of the wash. With our speed feature, you can now complete your laundry in record time, giving you more time to focus on the things that matter most.

Sustainability Solutions







DOUBLE JET TECHNOLOGY

Directly injecting a water and detergent mix onto laundry ensures superior cleanliness and energy efficiency every time.

Perfect Combination of
Cleaning and Energy Saving

A -20%*
-30%**



**Lower Energy
Consumption**

**Better
Washing &
Rinsing
Performance**

**Shorter
Program
Duration**

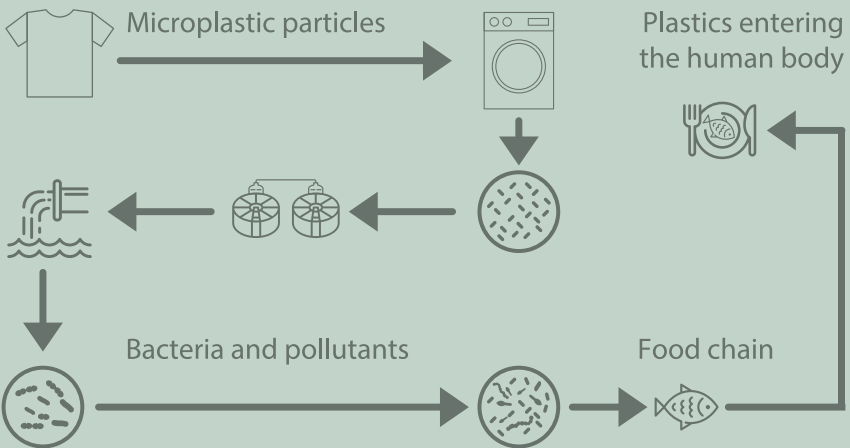
*20% more efficient than regular A class rated washing machines

**30% more efficient than regular A class rated washing machines

**Available with G series

Microfiber Filter Technology

Taking a Stand Against
Microplastic Pollution





Sharp's MicroFiber Filter Technology Filters Microplastics, Preventing Ecological Harm



Advanced Technology

Our MicroFiber Filter utilizes state-of-the-art materials and design to ensure maximum efficiency in capturing microplastic particles. We have invested in cutting-edge research and development to create a solution that truly makes a difference.



Superior Performance

Our filter is specifically designed for washing machines, ensuring seamless integration into your daily laundry routine. It effectively captures up to 90% of microplastic particles originating from the washing machine, significantly reducing their release into the environment.



Easy Adaptation

By incorporating our MicroFiber Filter into your washing machine, you can contribute to solving a major environmental problem without any extra effort. It's a simple yet powerful solution that empowers you to take individual responsibility for protecting our planet.

Dose-On Technology

Perfect amount of detergent everytime
No more guess work





EASY TO USE

No need to add detergent and softener before each washing cycle.

SENSITIVE CONTROL

Sensitive levelling according to the programme and amount of the laundry.

SUSTAINABLE

Reduced chemical waste and longer clothing life.

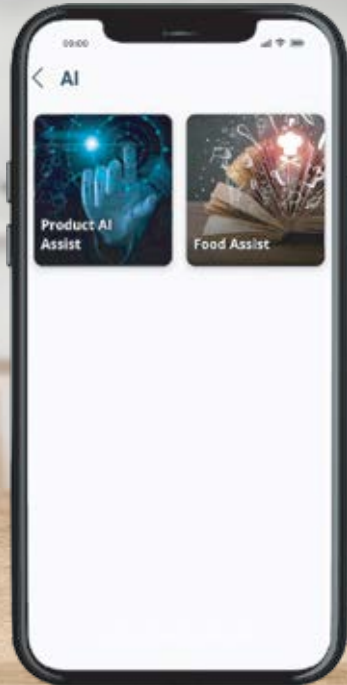
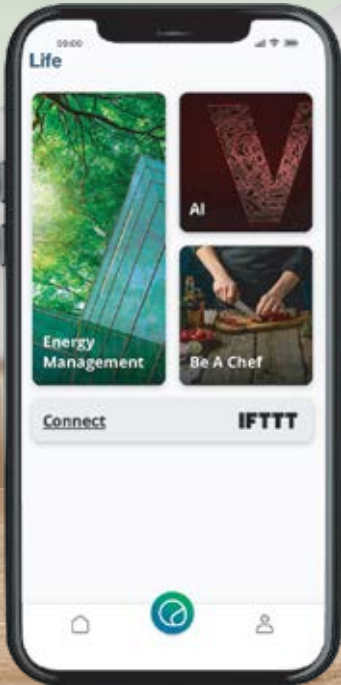
Smart Solutions

Energy Management

Users see each program's energy and water consumption, consumption history of each product and home in comparison with the last month and Energy-saving tips

Product AI Assistance

AI support solves user product problems by analyzing related user manual.

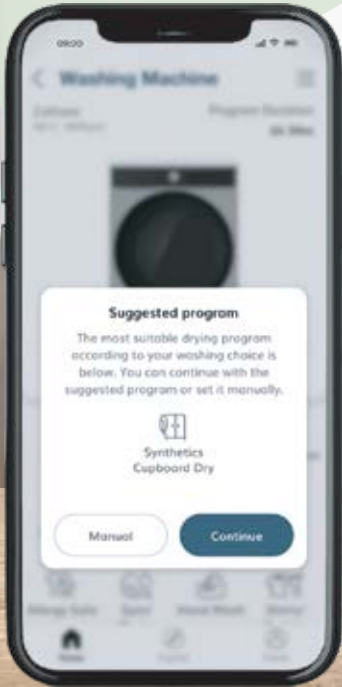


Download & Use

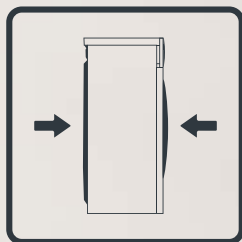
Select and download program from the available program list.

After Wash

Sharp washing machines communicate with Sharp tumble dryers. Best dryer program recommendation according to the last washer program.



Product Range – Slim T1 Series



Slim



Aqua Ball



Wave Cabinet



Allergy Smart



Foam Protection



Delay Timer



Over Flow Protection





Specifications

Available Models	Depth
6kg, 41 lt ES-NFA6102WD	41,5 cm

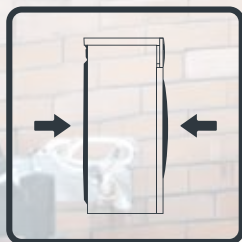
Button Options

<i>Button 1</i>	Temperature
<i>Button 2</i>	Spin Speed
<i>Button 3</i>	Delay Timer
<i>Button 4</i>	Steam
<i>Button 5</i>	Easy Ironing

Key Points

<i>Spin Speed</i>	1000 rpm
<i>Cabinet Type</i>	Standard
<i>Energy Label</i>	D
<i>Fast Program</i>	15 min. rapid wash
<i>Program Number</i>	15 programs
<i>Display</i>	White LED, Button Control
<i>Door Dia.</i>	Giant Door - 51 cm
<i>Port Hole Dia.</i>	Giant - 33 cm
<i>Motor Type</i>	Universal

Product Range – Slim Inverter T1 Series



Slim



AIM



Aqua Ball



Allergy Smart



Foam
Protection



Delay Timer



Over Flow
Protection





Specifications

Available Models	Depth
6kg, 41 lt ES-NFA612DWB	41,5 cm

Button Options

<i>Button 1</i>	Temperature
<i>Button 2</i>	Spin Speed
<i>Button 3</i>	Delay Timer

Key Points

<i>Spin Speed</i>	1400 rpm
<i>Cabinet Type</i>	Standard
<i>Energy Label</i>	B
<i>Fast Program</i>	15 min. rapid wash
<i>Program Number</i>	15 programs
<i>Display</i>	White LED, Button Control
<i>Door Dia.</i>	Giant Door - 51 cm
<i>Port Hole Dia.</i>	Giant - 33 cm
<i>Motor Type</i>	AIM



Specifications

Available Models	Depth
7 kg, 45 lt ES-SFA712XWB	41,7 cm
8 kg, 54 lt ES-SFA812XWA	45,8 cm
9 kg, 55 lt ES-SFA912XWA	49,8 cm

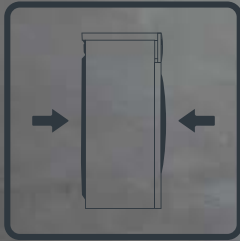
Button Options

Button 1	Temperature
Button 2	Spin Speed
Button 3	Delay Timer

Key Points

Spin Speed	1400 rpm
Cabinet Type	Standard
Energy Label	B for 7 kg A for 8 and 9 kg
Fast Program	15 min. rapid wash
Program Number	15 programs
Display	White LED, Button Control
Door Dia.	Big Door - 47 cm
Port Hole Dia.	Standard - 30 cm
Motor Type	AIM

Product Range – Slim Inverter T2 Series



Slim



AIM



Steam



Allergy Smart



Foam Protection



Delay Timer



Over Flow Protection







Specifications

Available Models	Depth
6kg, 41 lt ES-NFB612CWB	41,5 cm

Button Options

<i>Button 1</i>	Temperature
<i>Button 2</i>	Spin Speed
<i>Button 3</i>	Delay Timer
<i>Button 4</i>	Steam
<i>Button 5</i>	Easy Ironing

Key Points

<i>Spin Speed</i>	1200 rpm
<i>Cabinet Type</i>	Standard
<i>Energy Label</i>	B
<i>Fast Program</i>	15 min. rapid wash
<i>Program Number</i>	15 programs
<i>Display</i>	White LED, Button Control
<i>Door Dia.</i>	Giant Door - 51 cm
<i>Port Hole Dia.</i>	Giant -33
<i>Motor Type</i>	AIM



Specifications

Available Models	Depth
7 kg, 45 lt ES-SFB712YWB	41,7 cm
8 kg 54 lt ES-SFB812YWA	45,8 cm
9 kg 55 lt ES-SFB912YWA	49,8 cm

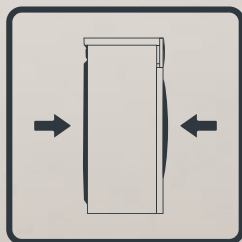
Button Options

<i>Button 1</i>	Temperature
<i>Button 2</i>	Spin Speed
<i>Button 3</i>	Delay Timer
<i>Button 4</i>	Steam
<i>Button 5</i>	Easy Ironing

Key Points

<i>Spin Speed</i>	1400 rpm
<i>Cabinet Type</i>	Standard
<i>Energy Label</i>	B for 7 kg A for 8 and 9 kg
<i>Fast Program</i>	15 min. rapid wash
<i>Program Number</i>	15 programs
<i>Display</i>	White LED, Button Control
<i>Door Dia.</i>	Big Door - 47 cm
<i>Port Hole Dia.</i>	Standard - 30 cm
<i>Motor Type</i>	AIM

Product Range – Slim Inverter T3 Series



Slim



AIM



Steam



Allergy Smart



Foam Protection



Delay Timer



Stain Expert



Eco Track



Save+ / Speed



Stain Fight





Specifications

Available Models	Depth
6kg, 41 lt ES-NFL612CWB	41,5 cm

Button Options

Button 1	Delay Timer
Button 2	Stain Level Selection
Button 3	Stain Type Selection
Button 4	Temperature
Button 5	Spin Speed
Button 6	Options*
Button 7	Save+ / Speed

Key Points

Spin Speed	1200 rpm
Energy Label	B
Fast Program	15 min. rapid wash
Program Number	15 programs
Display	White LED, Button Control
Door / Port Hole Dia.	Giant Door 51 / 33 cm

*Steam, extra rinse, Anti allergic, Easy ironing



Specifications

Available Models	Depth
7 kg 45 lt ES-SFL712YWB	41,7 cm
8 kg 54 lt ES-SFL812YWA	45,8 cm
9 kg 55 lt ES-SFL912YWA	49,8 cm

Button Options

Button 1	Delay Timer
Button 2	Stain Level Selection
Button 3	Stain Type Selection
Button 4	Temperature
Button 5	Spin Speed
Button 6	Options*
Button 7	Save+ / Speed

Key Points

Spin Speed	1200 rpm
Energy Label	B for 7 kg A for 8 and 9 kg
Fast Program	15 min. rapid wash
Program Number	15 programs
Display	White LED, Button Control
Door / Port Hole Dia.	Big Door 47 / 30 cm

*Steam, extra rinse, Anti allergic, Easy ironing

Universal T1 Series



Aqua Ball



Wave Cabinet



Allergy Smart



Foam Protection



Delay Timer



Over Flow Protection





Specifications

Available Models

6 kg 44 lt	ES-NFA6101WD
7 kg 45 lt	ES-NFA7121WD
8 kg 51 lt	ES-NFA8121WD

Button Options

Button 1	Temperature
-----------------	-------------

Button 2	Spin Speed
-----------------	------------

Button 3	Delay Timer
-----------------	-------------

Key Points

Spin Speed	1000- 1200 rpm
-------------------	----------------

Cabinet Type	Standard
---------------------	----------

Energy Label	D
---------------------	---

Fast Program	15 min. rapid wash
---------------------	--------------------

Program Number	15 programs
-----------------------	-------------

Display	White LED, Button Control
----------------	---------------------------

Door Dia.	Big Door - 47 cm
------------------	------------------

Port Hole Dia.	Standard – 30 cm
-----------------------	------------------

Motor Type	Universal
-------------------	-----------

Inverter T1 Series



AIM



Aqua Ball



Allergy Smart



Foam Protection



Delay Timer



Over Flow Protection





Specifications

Available Models

7 kg, 49 lt	ES-NFA714BWNA
8 kg, 51 lt	ES-NFA814BWNA
9 kg, 59 lt	ES-NFA914BWNA

Button Options

Button 1	Temperature
Button 2	Spin Speed
Button 3	Delay Timer

Key Points

Spin Speed	1400 rpm
Cabinet Type	Standard
Energy Label	A
Fast Program	15 min. rapid wash
Program Number	15 programs
Display	White LED, Button Control
Door Dia.	Big Door - 47 cm
Port Hole Dia.	Standard - 30 cm
Motor Type	AIM



Specifications

Available Models

7 kg, 50 lt	ES-NFA714DWNA
8 kg, 55 lt	ES-NFA814DWNA
9 kg, 61 lt	ES-NFA914DWNA
10 kg, 62 lt	ES-NFA014DWNA

Button Options

Button 1 Temperature

Button 2 Spin Speed

Button 3 Delay Timer

Key Points

Spin Speed 1400 rpm

Cabinet Type Standard

Energy Label A

Fast Program 15 min. rapid wash

Program Number 15 programs

Display White LED, Button Control

Door Dia. Giant Door - 51 cm

Port Hole Dia. Giant 33 cm

Motor Type AIM

Inverter T2 Series



AIM



Steam



Allergy Smart



Foam Protection



Delay Timer



Over Flow Protection





Specifications

Available Models

7 kg, 49 lt	ES-NFB714BW1NA
8 kg, 51 lt	ES-NFB814BW1NA
9 kg, 59 lt	ES-NFB914BW1NA

Button Options

Button 1	Temperature
Button 2	Spin Speed
Button 3	Delay Timer
Button 4	Steam
Button 5	Easy Ironing

Key Points

Spin Speed	1400 rpm
Cabinet Type	Standard
Energy Label	A
Fast Program	15 min. rapid wash
Program Number	15 programs
Display	White LED, Button Control
Door Dia.	Big Door - 47 cm
Port Hole Dia.	Standard - 30 cm
Motor Type	AIM



Specifications

Available Models

7 kg, 50 lt	ES-NFB714CWNA
8 kg, 55 lt	ES-NFB814CWNA
9 kg, 61 lt	ES-NFB914CWNA
10 kg, 62 lt	ES-NFB014CWNA

Button Options

Button 1	Temperature
Button 2	Spin Speed
Button 3	Delay Timer
Button 4	Steam
Button 5	Easy Ironing

Key Points

Spin Speed	1400 rpm
Cabinet Type	Standard
Energy Label	A
Fast Program	15 min. rapid wash
Program Number	15 programs
Display	White LED, Button Control
Door / Port Hole Dia.	Giant Door - 51 cm / 33 cm
Motor Type	AIM

Inverter T3 Series

SHARP
10
YEAR
WARRANTY
Inverter Motor



AIM



Steam



Allergy Smart



Foam Protection



Delay Timer



Stain Expert



Eco Track



Save+ / Speed



Stain Fight







Specifications

Available Models

7 kg, 49 lt	ES-NFL714AWNA
8 kg, 51 lt	ES-NFL814AWNA
9 kg, 59 lt	ES-NFL914AWNA

Button Options

Button 1	Delay Timer
Button 2	Stain Level Selection
Button 3	Stain Type Selection
Button 4	Temperature
Button 5	Spin Speed
Button 6	Options*
Button 7	Save+ / Speed

Key Points

Spin Speed	1400 rpm
Cabinet Type	Standard
Energy Label	A
Fast Program	15 min. rapid wash
Program Number	15 programs
Display	White LED, Button Control
Door Dia.	Big Door - 47 cm
Port Hole Dia.	Standard - 30 cm
Motor Type	AIM

*Steam, extra rinse, Anti allergic, Easy ironing



Specifications

Available Models

7 kg, 50 lt	ES-NFL714CWNA
8 kg, 55 lt	ES-NFL814CWNA
9 kg, 61 lt	ES-NFL914CWNA
10 kg, 62 lt	ES-NFL014CWNA

Button Options

Button 1	Delay Timer
Button 2	Stain Level Selection
Button 3	Stain Type Selection
Button 4	Temperature
Button 5	Spin Speed
Button 6	Options*
Button 7	Save+ / Speed

Key Points

Spin Speed	1400 rpm
Cabinet Type	Standard
Energy Label	A
Fast Program	15 min. rapid wash
Program Number	15 programs
Display	White LED, Button Control
Door / Port Hole Dia.	Giant Door 51 / 33 cm

*Steam, extra rinse, Anti allergic, Easy ironing

Efficient Care Series



A - 20%



AIM



Steam



Allergy Smart



Double Jet



Delay Timer



Stain Expert



MicroFiber Filter



Eco Track



Save+ / Speed



Stain Fight



20% A

CLASS

MORE EFFICIENT THEN



Specifications

Available Models

7 kg, 50 lt	ES-NFL714CWDA
8 kg, 55 lt	ES-NFL814CWDA
9 kg, 61 lt	ES-NFL914CWDA
10 kg, 62 lt	ES-NFL014CWDA
12 kg, 69 lt	ES-NFL214CWDA

Button Options

Button 1	Delay Timer
Button 2	Stain Level Selection
Button 3	Stain Type Selection
Button 4	Temperature
Button 5	Spin Speed
Button 6	Options*
Button 7	Save+ / Speed

Key Points

Spin Speed	1400 rpm
Energy Label	A
Fast Program	12 min. rapid wash
Program Number	15 programs
Display	White LED, Button Control
Door / Port Hole Dia.	Giant Door 51 / 33 cm

*Steam, extra rinse, Anti allergic, Easy ironing



Specifications

Available Models

8 kg, 55 lt	ES-MNFL814CWA
9 kg, 61 lt	ES-MNFL914CWA
10 kg, 62 lt	ES-MNFL014CWA

Button Options

Button 1	Delay Timer
Button 2	Stain Level Selection
Button 3	Stain Type Selection
Button 4	Temperature
Button 5	Spin Speed
Button 6	Options*
Button 7	Save+ / Speed

Key Points

Spin Speed	1400 rpm
Energy Label	A
Fast Program	12 min. rapid wash
Program Number	15 programs
Display	White LED, Button Control
Door / Port Hole Dia.	Giant Door 51 / 33 cm

Dose – On Series



AIM



Steam



Allergy Smart



Double Jet



Delay Timer



Stain Expert



Dose - On



Eco Track



Save+ / Speed



Stain Fight





Specifications

Available Models

8 kg 55 lt	ES-DNFL814CWNA
9 kg 61 lt	ES-DNFL914CWNA
10 kg 62 lt	ES-DNFL014CWNA

Button Options

Button 1	Delay Timer
Button 2	Detergent Dosage
Button 3	Softener Dosage
Button 4	Temperature
Button 5	Spin Speed
Button 6	Options*
Button 7	Save+ / Speed

*Steam, extra rinse, Anti allergic, Easy ironing

Key Points

Spin Speed	1400 rpm
Energy Label	A
Fast Program	15 min. rapid wash
Program Number	15 programs
Display	White LED, Button Control
Door / Port Hole Dia.	Giant Door 51 / 33 cm

Washer Dryer – Inverter Series



AIM



Aqua Ball



Wave Cabinet



Allergy Smart



Foam Protection



Delay Timer



Over Flow Protection





Specifications

Available Models

7 / 5kg, 51 lt	ES-NDB714CWNA
8/5 kg 51 lt	ES-NDB814CWNA1
9/6 kg 61 lt	ES-NDB914CWNA
10/6 kg 62 lt	ES-NDB014CWB

Button Options

Button 1	Temperature
Button 2	Spin Speed
Button 3	Delay Timer
Button 4	Dry Option
Button 5	Time Dry

Key Points

Spin Speed	1400 rpm
Cabinet Type	Standard
Energy Label	A/E (A/D for 9/6 kg)
Fast Program	15 min. rapid wash
Program Number	15 programs
Display	White LED, Button Control
Door Dia.	Giant Door - 51 cm
Port Hole Dia.	Big - 33 cm

Built In - Universal WM & WD Series



Aqua Ball



Wave Cabinet



Allergy Smart



Foam
Protection



Delay Timer



Over Flow
Protection





SHARP

ES-WE9000

Control panel area containing a rotary dial, a digital display showing '3:55', and several touch-sensitive buttons.



Specifications

Available Models

7 kg 49 lt	ES-NIB714BWD
8 kg 51 lt	ES-NIB814BWD

Button Options

Button 1	Temperature
Button 2	Spin Speed
Button 3	Delay Timer
Button 4	Steam
Button 5	Easy ironing

Key Points

Spin Speed	1400 rpm
Cabinet Type	Standard
Energy Label	D
Fast Program	15 min. rapid wash
Program Number	15 programs
Display	White LED, Button Control
Door Dia.	Big Door - 47 cm
Port Hole Dia.	Standard - 30 cm
Motor Type	Universal



Specifications

Available Models

7 / 5 kg 49 lt ES-NDIB714BWD

Button Options

Button 1 Temperature

Button 2 Spin Speed

Button 3 Delay Timer

Button 4 Dry Option

Button 5 Time Dry

Key Points

Spin Speed 1400 rpm

Cabinet Type Standard

Energy Label D / F

Fast Program 15 min. rapid wash

Program Number 15 programs

Display White LED, Button Control

Door Dia. Big Door - 47 cm

Port Hole Dia. Standard - 30 cm

Motor Type Universal

Built In - Inverter WM & WD Series



Aqua Ball



Wave Cabinet



Allergy Smart



AIM



Foam Protection



Delay Timer



Over Flow Protection







Specifications

Available Models

7 kg 49 lt	ES-NIB714BWNA
8 kg 51 lt	ES-NIB814BWNA

Button Options

Button 1 Temperature

Button 2 Spin Speed

Button 3 Delay Timer

Button 4 Steam

Button 5 Easy ironing

Key Points

Spin Speed 1400 rpm

Cabinet Type Standard

Energy Label A

Fast Program 15 min. rapid wash

Program Number 15 programs

Display White LED, Button Control

Door Dia. Big Door - 47 cm

Port Hole Dia. Standard - 30 cm

Motor Type AIM



Specifications

Available Models

7 /5 kg 49 lt ES-NDIB714BWNA

8/5 kg 51 lt ES-NDIB814BWNA

Button Options

Button 1 Temperature

Button 2 Spin Speed

Button 3 Delay Timer

Button 4 Dry Option

Button 5 Time Dry

Key Points

Spin Speed 1400 rpm

Cabinet Type Standard

Energy Label A/E

Fast Program 15 min. rapid wash

Program Number 15 programs

Display White LED, Button Control

Door Dia. Big Door - 47 cm

Port Hole Dia. Standard - 30 cm

Motor Type AIM

SHARP

Be Original.